

Hands on Session III

Andreas EICHLER

**Institut für Materialphysik and
Center for Computational Materials Science**

Universität Wien, Sensengasse 8, A-1090 Wien, Austria



UNIVERSITÄT WIEN



Overview

- Ni(100)
 - surface relaxation
 - surface energy
 - LDOS
 - surface band-structure
- Ni(111)
 - clean surface
 - CO adsorption
 - adsorption-energy
 - LDOS
 - work-function (change)
 - frequencies

Ni(100) - surface relaxation

```
fcc (100) surface
3.53
.50000 .50000 .00000
-.50000 .50000 .00000
.00000 .00000 5.00000
5
Selective Dynamics
Cartesian
.00000 .00000 .00000 F F F
.00000 .50000 .50000 F F F
.00000 .00000 1.00000 F F F
.00000 .50000 1.50000 T T T
.00000 .00000 2.00000 T T T
```

POSCAR

- Ni lattice constant 3.53 Å
- 1 atom per layer $\Rightarrow p(1 \times 1)$ cell
- 5 nickel layers
- first two layers (of one side) relaxed
- $3 \cdot 3.53 = 10.59\text{Å}$ vacuum

POTCAR

PAW-GGA potential for Ni

general:

SYSTEM = clean Ni(100) surface

ISTART = 0 ; ICHARG=2

ENCUT = 270

ISMEAR = 2 ; SIGMA = 0.2

spin:

ISPIN=2

MAGMOM = 5*1

dynamic:

IBRION = 1

NSW = 100

POTIM = 0.2

K-Points

0

Monkhorst-Pack

9 9 1

0 0 0

INCAR

- startjob; initial charge-density from overlapping atoms
- energy cut-off: 270 eV (default)
- MP-smearing (metal!)
- spinpolarized calculation
initial moments of 1
- ionic relaxation

KPOINTS

- equally spaced mesh
- odd \rightarrow centered on Γ
- results in 15 k-points in IBZ
- 1 in z-direction !

the relaxation run

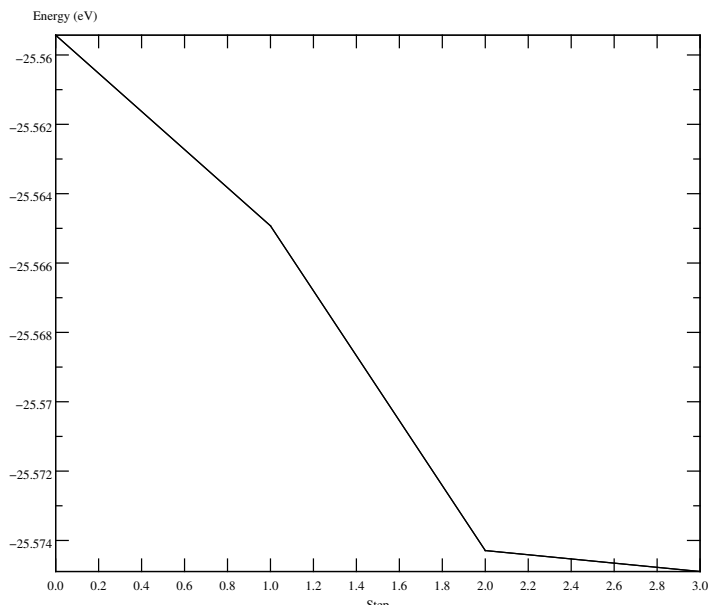
forces in the first and last step (in OUTCAR)

POSITION			TOTAL-FORCE (eV/Angst)		
0.00000	0.00000	0.00000	0.000000	0.000000	0.397218
0.00000	1.76500	1.76500	0.000000	0.000000	-0.391340
0.00000	0.00000	3.53000	0.000000	0.000000	-0.001868
0.00000	1.76500	5.29500	0.000000	0.000000	0.392187
0.00000	0.00000	7.06000	0.000000	0.000000	-0.396197
total drift:			0.000000	0.000000	0.000485

POSITION			TOTAL-FORCE (eV/Angst)		
0.00000	0.00000	0.00000	0.000000	0.000000	0.403512
0.00000	1.76500	1.76500	0.000000	0.000000	-0.382356
0.00000	0.00000	3.53000	0.000000	0.000000	0.111374
0.00000	1.76500	5.32841	0.000000	0.000000	-0.063214
0.00000	0.00000	7.02095	0.000000	0.000000	-0.069316
total drift:			0.000000	0.000000	0.007076

surface energy

Energy convergence



- energy changes during relaxation from -25.560 to -25.575 eV
⇒ relaxation energy $E^{\text{rel}} = -15 \text{ meV}$
- surface energy of (unrelaxed) surface according
$$\sigma = \frac{1}{2}(E_{\text{surf}} - N_{\text{atoms}} \cdot E_{\text{bulk}})$$
⇒ $\sigma^{\text{unrel}} = \frac{1}{2}(-25.560 - 5 \cdot (-5.457)) = 0.86 \text{ eV}$
- $\sigma = \sigma^{\text{unrel}} + E^{\text{rel}} = 0.71 \text{ eV}$

geometry

from CONTCAR (or OUTCAR) file

Phonons - (100)-direction

```
3.5300000000000000
 0.5000000000000000    0.5000000000000000    0.0000000000000000
-0.5000000000000000    0.5000000000000000    0.0000000000000000
 0.0000000000000000    0.0000000000000000    5.0000000000000000
```

5

Selective dynamics

Direct

```
0.0000000000000000    0.0000000000000000    0.0000000000000000    F    F    F
0.5000000000000000    0.5000000000000000    0.10000000000000014    F    F    F
0.0000000000000000    0.0000000000000000    0.20000000000000028    F    F    F
0.5000000000000000    0.5000000000000000    0.3018929055424291    T    T    T
0.0000000000000000    0.0000000000000000    0.3977878031170696    T    T    T
```

- inward relaxation of surface layers

$$\Rightarrow \Delta d_{12} = (0.3978 - 0.3019)/0.1 = -4.1\%$$

$$\Rightarrow \Delta d_{12} = (0.3019 - 0.2000)/0.1 = +1.9\%$$

Ni(100) - local density of states

general:

```
SYSTEM = clean (100) Ni surface  
ISMEAR = -5  
ALGO=V
```

spin:

```
ISPIN=2  
MAGMOM = 5*1  
  
NPAR = 1  
RWIGS = 1.4
```

INCAR

- tetrahedron method
- Wigner-Seitz radius of 1.4 Å
- NPAR=1 necessary for parallel run

POSCAR

- copy CONTCAR (optimized!)
to POSCAR

partial charge - magnetization

total charge				
# of ion	s	p	d	tot
1	0.522	0.390	8.449	9.361
2	0.551	0.577	8.463	9.591
3	0.551	0.571	8.464	9.586
4	0.559	0.595	8.470	9.624
5	0.535	0.415	8.461	9.411

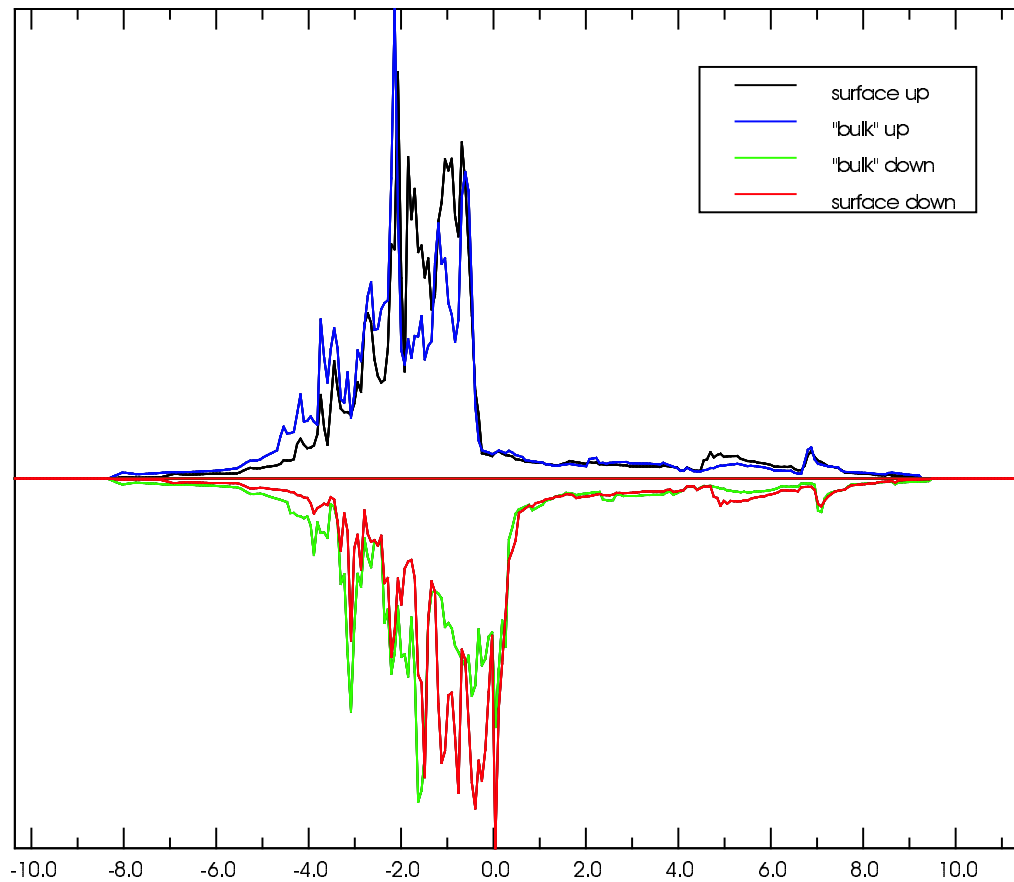
tot	2.72	2.55	42.31	47.57
magnetization (x)				
# of ion	s	p	d	tot
1	-0.003	-0.023	0.715	0.689
2	-0.008	-0.028	0.618	0.582
3	-0.008	-0.029	0.618	0.582
4	-0.008	-0.028	0.621	0.585
5	-0.004	-0.024	0.705	0.678

tot	-0.03	-0.13	3.28	3.12

- at the end of the OUTCAR file information on local charge and magnetization is given
- by changing RWIGS the total number of electrons within the spheres could be adapted (nickel pseudo-potential has a valence of 10)
- enhancement of the magnetic moment at the surface
- in the center “bulk like

LDOS

Local Density of States



- projection onto surface layer and bulk layer
- each spin component is plotted separately
- band narrowing at surface
- exchange splitting larger at surface

Ni(100) - band structure

```
ICHARG = 11
general:
SYSTEM = clean (100) nickel surface
ENMAX  = 270
ISMEAR = 2 ; SIGMA = 0.2
ALGO=V

spin:
ISPIN=2
MAGMOM = 5*1

NPAR=1
RWIGS = 1.4

for consistency with parallel run:
NGX = 10 ; NGY = 10 ; NGZ = 72
NGXF= 18 ; NGYF= 18 ; NGZF= 140
```

INCAR

- read in charge density (1) and do not update it (+10) \Rightarrow non-selfconsistent run!
- set FFT grid parameters manually to same values, to make sure that CHGCAR file is read properly

kpoints for band-structure G-X-M-G

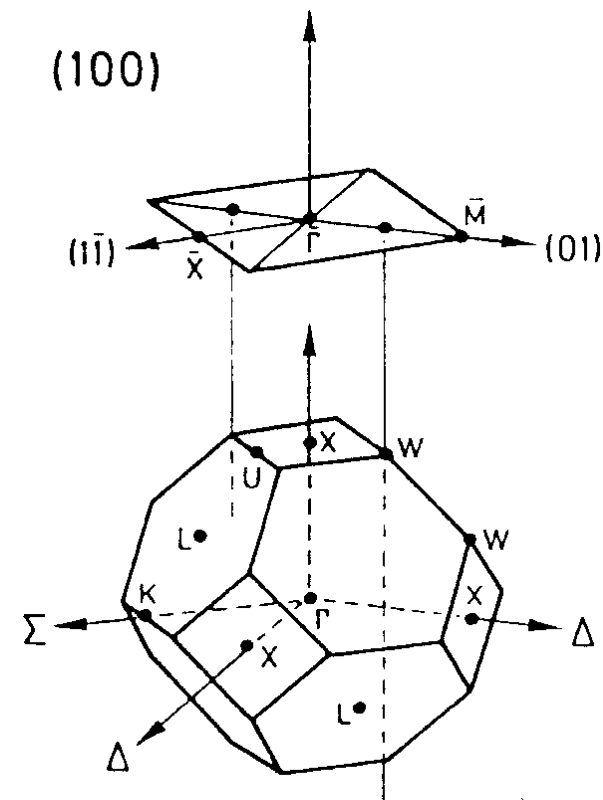
13

reziprok

.00000	.00000	.00000	1
.12500	.00000	.00000	1
.25000	.00000	.00000	1
.37500	.00000	.00000	1
.50000	.00000	.00000	1
.50000	.12500	.00000	1
.50000	.25000	.00000	1
.50000	.37500	.00000	1
.50000	.50000	.00000	1
.37500	.37500	.00000	1
.25000	.25000	.00000	1
.12500	.12500	.00000	1
.00000	.00000	.00000	1

KPOINTS

- 13 k-points along line $\bar{\Gamma} - \bar{X} - \bar{M} - \bar{\Gamma}$
- in reciprocal coordinates
- all points with weight 1



surface bandstructure

...

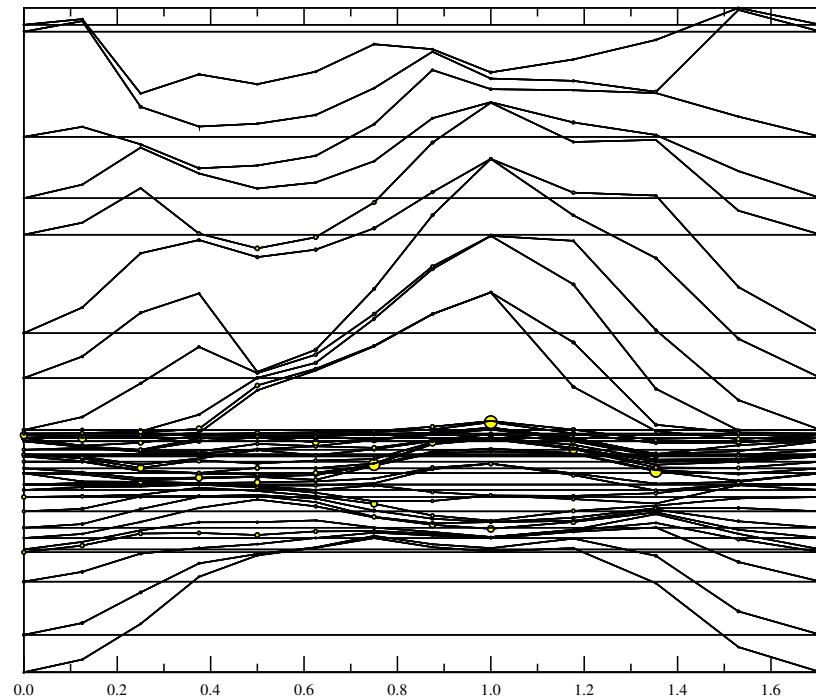
Static calculation

charge density remains constant during run

spin polarized calculation

...

Bandstructure (projected)



- in OUTCAR status message on actual job
⇒ non-selfconsistent calculation
- bandstructure consists mainly out of bulk-like bands
- dots mark localization at surface layer

Ni(111) - surface relaxation

general:

```
ISTART = 0;   ICHARG = 2
SYSTEM = clean (111) surface
ENMAX   = 270
ISMEAR  =    2   ; SIGMA = 0.2
ALGO=V
```

dynamic:

```
NSW=100
POTIM = 0.2
IBRION = 1
```

INCAR

- same INCAR file as previously for (100) surface
- spin-polarization neglected

```

Ni - (111)
3.53
.70710678 .0000000 .0000000
-0.35355339 0.6123724 .0000000
.0000000 .0000000 5.196152
5
selective dynamics
direct
.00000000 .00000000 .00000000 F F F
.33333333 .66666667 .11111111 F F F
.66666667 .33333333 .22222222 F F F
.00000000 .00000000 .33333333 T T T
.33333333 .66666667 .44444444 T T T

```

POSCAR

- similar setup as for (100) surface
- again 5 layers, 2 relaxed
- $(1 - .444) \cdot 5.196 \cdot 3.53 =$
 $\sim 10.2\text{\AA}$ of vacuum

surface energy - geometry

POSITION			TOTAL-FORCE (eV/Angst)		
0.00000	0.00000	0.00000	0.000000	0.000000	0.173189
0.00000	1.44112	2.03805	0.000000	0.000000	-0.059921
1.24804	0.72056	4.07609	0.000000	0.000000	-0.004067
0.00000	0.00000	6.11414	0.000000	0.000000	0.064998
0.00000	1.44112	8.15219	0.000000	0.000000	-0.174199
total drift:			-0.000054	0.000104	-0.004855

- forces already at the beginning rather small
⇒ small relaxations for compact surfaces
- for surface energy non-spin-polarized bulk nickel as reference !
⇒ $\sigma^{\text{unrel}} = \frac{1}{2}(-25.729 - 5 \cdot (-5.406)) = 0.65 \text{ eV}$
⇒ (111) surface more stable than (100) surface

Ni(111) - CO adsorption

```
Ni - (111)
3.53
.70710678 .00000000 .00000000
-0.35355339 0.6123724 .00000000
.00000000 .00000000 5.1961524
5 1 1
selective dynamics direct
.00000000 .00000000 .00000000 F F F
.33333333 .66666667 .11111111 F F F
.66666667 .33333333 .22222222 F F F
.00000000 .00000000 .33333333 T T T
.33333333 .66666667 .44444444 T T T
.33333333 .66666667 .54029062 T T T
.33333333 .66666667 .60298866 T T T
```

POSCAR

- two additional types (C+O)
⇒ POTCAR!
- CO molecule put above surface atom
⇒ *on-top*
- $z_C = (.540 - .444) \cdot 5.196 \cdot 3.53 =$
 $\sim 1.76\text{\AA}$
- $d_{CO} = (.603 - .540) \cdot 5.196 \cdot 3.53 =$
 $\sim 1.16\text{\AA}$

POTCAR

- append carbon and oxygen potentials

geometry

POSITION			TOTAL-FORCE (eV/Angst)		
0.00000	0.00000	0.00000	0.000000	0.000000	0.170860
0.00000	1.44112	2.03805	0.000000	0.000000	-0.108390
1.24804	0.72056	4.07609	0.000000	0.000000	-0.030356
0.00000	0.00000	6.10874	0.000000	0.000000	-0.082039
0.00000	1.44112	8.15398	0.000000	0.000000	0.007561
0.00000	1.44112	9.90862	0.000000	0.000000	0.020113
0.00000	1.44112	11.06330	0.000000	0.000000	0.022250
total drift:			-0.000184	-0.000227	0.014065

- small outward relaxation of surface due to adsorption
 $\Rightarrow \Delta d_{12} = (8.154 - 6.109)/2.038 = 0.4\%$
- CO geometry
 $\Rightarrow d_{\text{CO}} = 11.063 - 9.909 = 1.155\text{\AA}$; $z_{\text{C}} = 9.909 - 8.154 = 1.755\text{\AA}$.

Ni(111) - 400 eV

(for adsorption energy)

- potentials for oxygen and carbon require an energy cut-off of 400 eV.
 - ⇒ previous calculation for clean cannot be used as reference
 - ⇒ recalculate with same energy cut-off

INCAR

```
ENMAX = 400
```

```
general:
```

```
SYSTEM = Ni(100)
```

```
ISTART = 0
```

```
ICHARG = 2
```

```
ISMEAR = 2
```

```
SIGMA = 0.2
```

```
ALGO=V
```

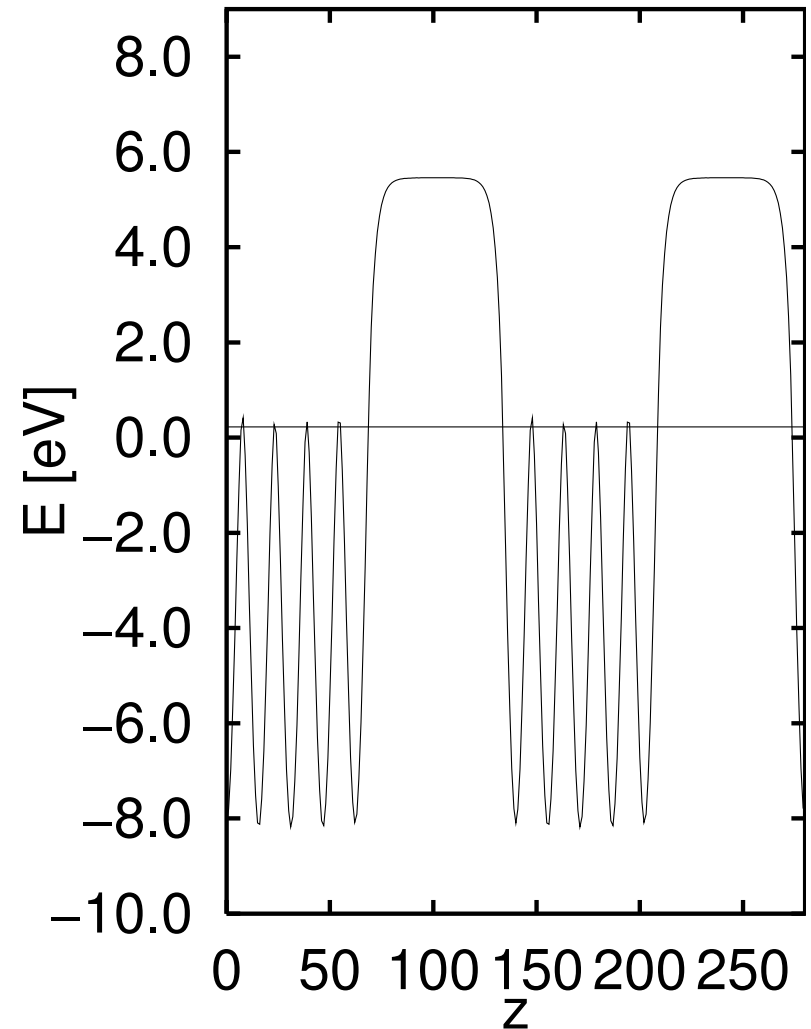
```
special:
```

```
LVTOT = .TRUE.
```

- change of cut-off lowers total energy
 - ⇒ -25.730 eV (270 eV) → -25.741 eV at 400 eV
 - ⇒ becomes more important for larger cells!
- $E_{\text{ads}} = E_{\text{total}} - E_{\text{clean}} - E_{\text{CO}}$
 - ⇒ $E_{\text{ads}} = -40.830 + 25.741 + 14.833 = -0.256$ eV
- we use this run also to calculate the work-function of Ni(111)

work-function

- usage of simple utility `vtotav` gives planar average of the potential
- vacuum-potential $E^{\text{vac}} = 5.46 \text{ eV}$
- Fermi-level $\epsilon_{\text{F}} = 0.225 \text{ eV}$
(from OUTCAR)
- $\Phi = E^{\text{vac}} - \epsilon_{\text{F}} = 5.24 \text{ eV}$



LDOS, workfunction

general:

```
ENMAX = 400
SYSTEM = CO adsorption on Ni(100)
ISMEAR = -5
ALGO=V
```

LDOS:

```
LORBIT = 1 ; NPAR = 1
RWIGS = 1.40 1.29 1.11
```

workfunction:

```
IDIPOL=3
LDIPOL= .TRUE.
LVTOT = .TRUE.
```

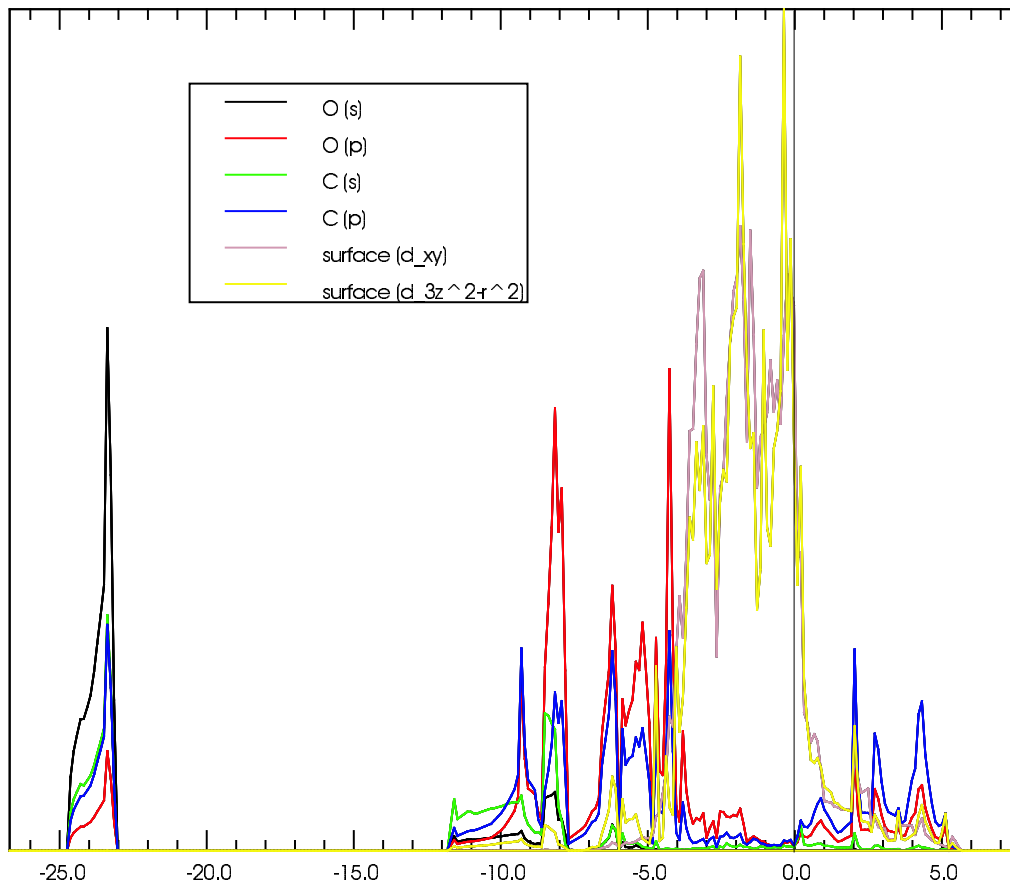
INCAR

- for DOS calculation ISMEAR=-5
- two additional WS-radii
- LVTOT writes local potential into LOCPOT file
- IDIPOL enables dipole correction in direction 3
- active dipole corrections to potential (=dipole layer)

POSCAR

- copy CONTCAR (optimized!) to POSCAR

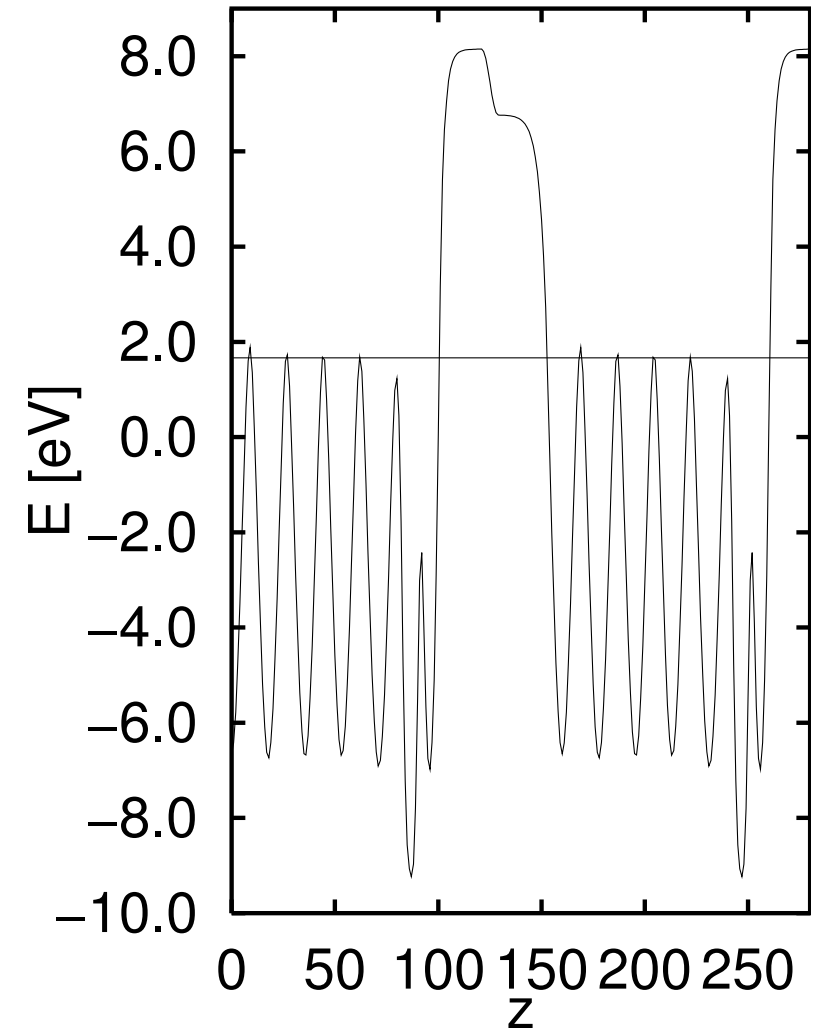
LDOS



- Im-decomposed DOS helps to analyze the bonding
- CO $5\sigma, 1\pi, 2\pi^*$
- from comparison with substrate LDOS
 - hybridization with Ni- $d_{3z^2-r^2}$
 - no interaction with d_{xy}
 - ⇒ from symmetry

workfunction

- $\epsilon_F = 1.66$ eV (from OUTCAR)
- vacuum-potential at 8.15 / 6.76 eV
 $\Rightarrow \Phi_{\text{CO}} = 6.49, \Phi_{\text{clean}} = 5.10$ eV
- too small result for clean surface due to too small vacuum ...



frequencies

```
SYSTEM= CO on Ni111 - frequencies
```

```
general:
```

```
ENMAX = 400
```

```
ISMEAR = 2 ; SIGMA = 0.2
```

```
ALGO = V
```

```
EDIFF = 1E-6
```

```
dynamic:
```

```
NSW=100
```

```
POTIM = 0.04
```

```
IBRION = 5
```

```
NFREE = 2
```

INCAR

- the very usual settings ...
- smaller termination criterion EDIFF
- automatic frequency calculation
(displacement 0.04 Å)

Ni - (111) + CO ontop

3.5300000000000000

0.70710678 0.0000000 0.0000000

-0.35355339 0.6123724 0.0000000

0.00000000 0.0000000 5.1961524

5 1 1

Selective dynamics

Direct

0.0000000 0.0000000 0.0000000 F F F

0.3333333 0.6666667 0.1111111 F F F

0.6666666 0.3333333 0.2222222 F F F

0.0000000 0.0000000 0.3314564 F F F

0.3333333 0.6666667 0.4453762 F F F

0.6666666 0.3333333 0.5177755 F F T

0.6666666 0.3333333 0.5815997 F F T

POSCAR

- take CONTCAR from relaxed calculation
- frequencies only for CO molecule and z-direction
(z- and (x,y) are independent!)

frequencies

Additional output in OUTCAR file for frequency calculation via finite difference:

Finite differences progress:

Degree of freedom: 1/ 2

Displacement: 1/ 2

Total: 1/ 4

- After the first calculation for the equilibrium geometry, NFREE displacements (\pm POTIM) are performed for each degree of freedom; from these displacements the dynamical matrix is set up and diagonalized
- at the end of the OUTCAR file the
 - forces,
 - the dynamical matrix and finally
 - the eigenfrequencies and
 - eigenvectors (first normalized and then mass-weighted)are listed

Eigenvectors and eigenvalues of the dynamical matrix

 1 f = 64.112970 THz 402.833672 2PiTHz 2138.578420 cm-1 265.150026 meV

	X	Y	Z	dx	dy	dz
	0.000000	0.000000	0.000000	0	0	0
	0.000000	1.441116	2.038046	0	0	0
	1.248043	0.720558	4.076093	0	0	0
	0.000000	0.000000	6.108743	0	0	0
	0.000000	1.441116	8.153979	0	0	0
	0.000000	1.441116	9.908620	0	0	-0.225414
	0.000000	1.441116	11.063296	0	0	0.156066

CO stretch

2 f = 12.362230 THz 77.674183 2PiTHz 412.359599 cm-1 51.126093 meV

	X	Y	Z	dx	dy	dz
	0.000000	0.000000	0.000000	0	0	0
	0.000000	1.441116	2.038046	0	0	0
	1.248043	0.720558	4.076093	0	0	0
	0.000000	0.000000	6.108743	0	0	0
	0.000000	1.441116	8.153979	0	0	0
	0.000000	1.441116	9.908620	0	0	-0.180127
	0.000000	1.441116	11.063296	0	0	-0.195303

CO-metal